

Part No.	Size	Weight
E4A	24"H x 20"W x 6.5"D	24 lbs.



Overview

AClass multi-purpose enclosures offer maximum flexibility, functionality and savings to access system designers. AClass enclosures are engineered to house FlexPower® power management boards alongside AMAG access panels in one compact, secure system.

To prevent damage to system electronics, the backplate separates from the enclosure for access hardware mounting in the shop while wiring is pulled to the enclosure at the job site. Once configured, the backplate can be re-mounted for final ties and checkout.

Features

- Mounts LSP power and access hardware in a variety of combinations
- Removable backplate simplifies job installation
- Pre-engineered access mounting patterns saves installation time
 - ◆ Power and distribution boards are mounted and pre-wired
 - ◆ Access boards mount on provided threaded standoffs
- Mechanical upgrades
 - ◆ Removable door with quick disconnect grounding strap
 - ◆ Lockset and tamper switch provided
 - ◆ 6.5" enclosure depth to accommodate battery area
 - ◆ 16 Gauge steel with textured black finish
 - ◆ Multiple knockouts all four sides

Custom Backplate System



Flexible Mounting Pattern

The E4A backplate is removable and mounts an AMAG access control panel and FlexPower modules in both single and dual voltage configurations.

FlexPower power supply(s) and distribution boards mount in pre-drilled holes. The AMAG panel mounts on supplied threaded standoffs.

Battery space within the enclosure accommodates 8AH batteries.

E4A Mounting Guide

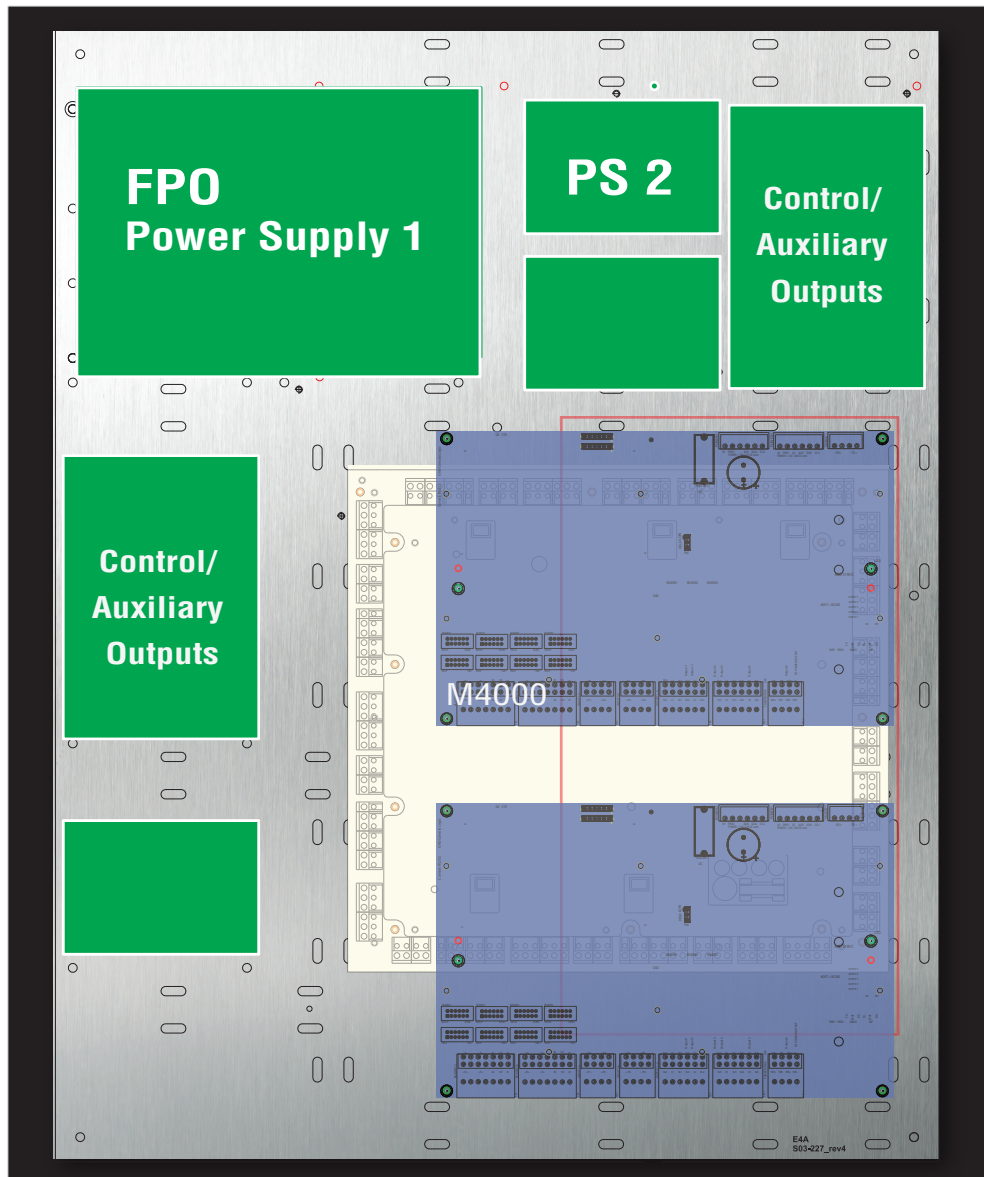
Pattern	Slots	Fits AMAG
Tan	1	8DBC, 8DC, 4DBC, 2DBC
Red*	1	4DC, AC24/24, OC4/24
Blue	2	M4000

*Factory standard wiring puts distribution on top. Mounting an AMAG board in this area may require user repositioning of distribution modules elsewhere.

Enclosure Features

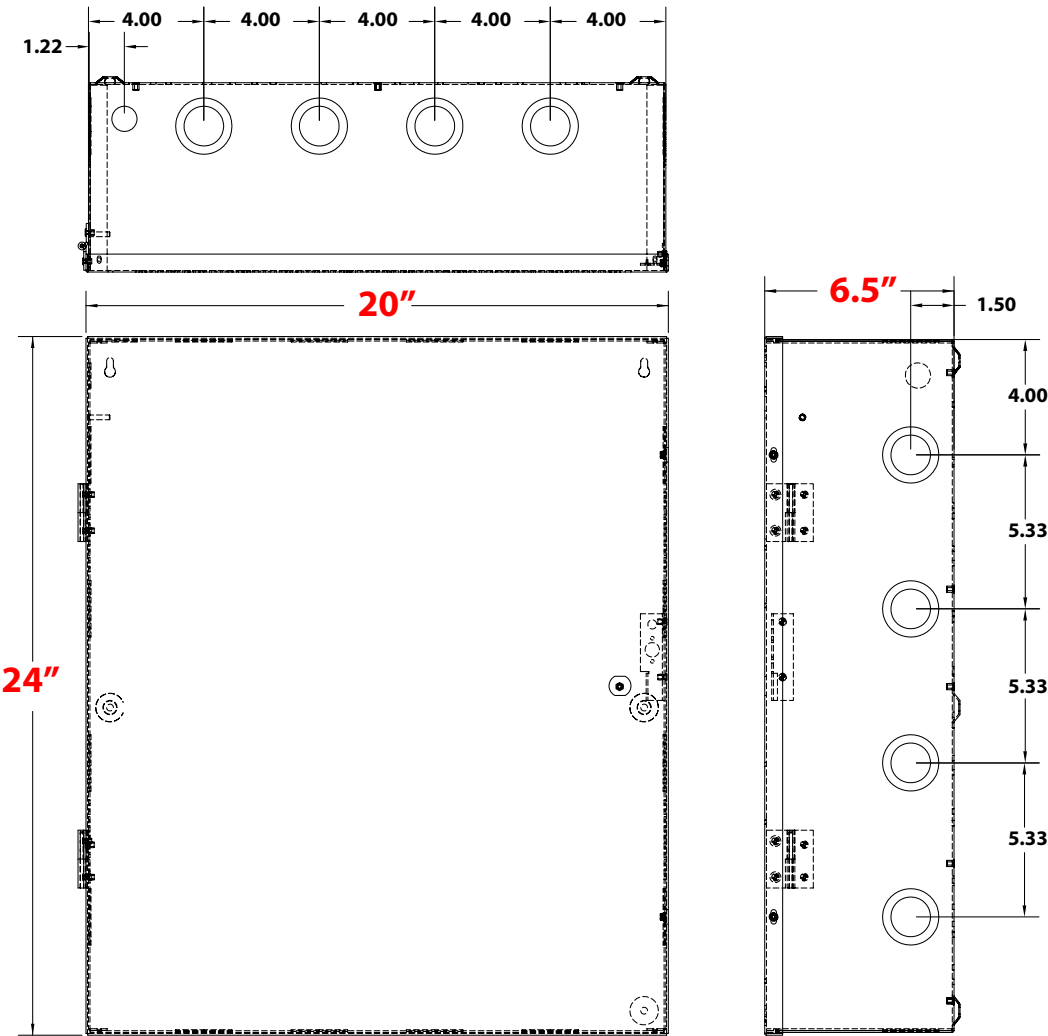
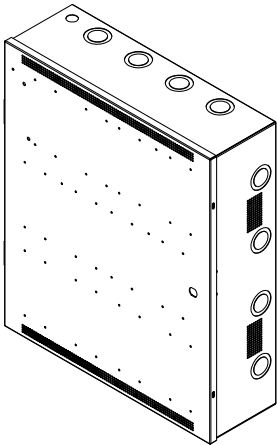
- ♦ **Custom Backplate**
 - Light weight aluminum with AC and battery slots to protect cables
 - LSP pre-wired power modules reduce installation time
 - Front side screw in standoffs simplifies panel installation
 - Wide wire management channels for tie wrap
- ♦ **Mechanical**
 - Pre-drilled mounting holes for easy field upgrades
 - 6.5" cabinet depth accommodates large battery sets
 - Removable door with "fast disconnect" ground strap
 - Multiple knockouts all four sides

E4A M4000 / 2150 pattern



E4 Mechanical Specification

Enclosure Dimensions (H x W x D)
24.00" x 20.00" x 6.50" (61 x 51 x 16.5 cm)



LifeSafetyPower.com

(888) 577-2898
info1@LifeSafetyPower.com

Specifications subject to change without notice.

© 2025 LifeSafety Power. All rights reserved. LifeSafety Power and FlexPower are registered trademarks of LifeSafety Power. All other trademarks and copyrights are the property of their respective owners.
P01-676_02 04/25

LifeSafety Power
10027 S. 51st Street, Suite 102
Phoenix, AZ 85044 USA