

### Overview

FLEXPOWER RC SERIES is a 12/24VDC single or dual voltage, rackmount power system with multiple control outputs specifically designed for use within the access, security, CCTV, and mass notification segments of the life safety industry. Multiple output options provide for simple power distribution for auxiliary equipment power, and controlled power distribution for lock and signaling control. Models ending in "E" are preset for a 230VAC input from the factory.

Output options include eight or sixteen controlled or eight controlled and eight distributed outputs (C8D8 models) each fused at 3A and individually protected against electrical surges caused by lightning or transients on the external wiring. The controlled outputs feature optoisolated inputs for independent control of each output by means of voltage application, open collector, or normally open or closed contact transfer.

### Models

- \*Single Voltage: **RC75** 12 or 24VDC selectable
- \*Dual Voltage: **RC75/150** 12 or 24VDC selectable
- Dual Voltage: **RC75B** factory preset to 24 and 12VDC
- Factory default setting on all FPO power supplies is 12VDC
- Factory default Input voltage setting for models ending in "E" is 230VAC
- All dual voltage models allow each output to be individually set for 12 or 24VDC

### Rackmount Features

- 120VAC input or user select 230VAC supports data center electrical systems
- Each input and output has dedicated two terminal pair
- Direct power supply output terminals for flexibility
- High capacity battery charging | Independent charging circuit
- Automotive fuses for improved ease of service
- Removable faceplate for serviceability

### Comprehensive fault detection and reporting

- Form C contact transfer for AC Loss or brownout
- Form C contact transfer for abnormal system operation

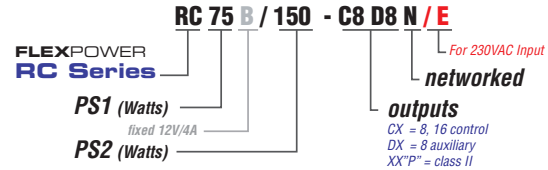
### Fire Alarm Interface

- Latching or Non-latching | Remote reset capability
- Normally Open, Normally Closed, Voltage
- Polarity Reversal Activation

### Lifetime Warranty

### Specifications

<b>Input Power</b>	Input 120/230 VAC 50/60 Hz Thermal overload protection / Short circuit protection	<i>Models with 'E' suffix are factory preset to 230VAC</i>
<b>Output Power</b>	<b>RC75</b> 75 Watts: 6 amps at 12 VDC or 3 amps at 24 VDC <b>RC75B</b> 75 Watts: 2 amps at 12 VDC and 2 amps at 24 VDC <b>RC75/75</b> 150 Watts: <b>PS1</b> 6A/12VDC or 3A/24VDC <b>PS2</b> 6A/12VDC or 3A/24VDC  <b>RC75/150</b> 225 Watts: <b>PS1</b> 6A/12VDC or 3A/24VDC <b>PS2</b> 12A/12VDC or 6A/24VDC	<i>Factory default setting on all power supplies is 12VDC</i>  <b>RC75B</b> <i>factory set to 24 &amp; 12VDC</i>
<b>Output Distribution</b>	Eight or sixteen lock outputs, fused at 3A each (C8, C16) / Eight or sixteen lock outputs, class II at 2.5A each (C8P, C16P) <i>- Individually selectable Mag Lock/Strike (Fail-Safe, Fail-Secure) solid state fuse protected outputs</i> Eight auxiliary outputs fused at 3A each - available on RC75-C8D8 and RC75B-C8D8 only <i>- Individually selectable outputs on dual voltage systems</i>	
<b>Supervision</b>	AC input, DC1, and DC2 output Low battery and battery presence supervision (form C contacts) AC fail supervision (form C contacts) System Fault, AC Fault, Ground Fault, Reverse Battery	
<b>External Indicators</b>	AC on master on/off switch   Front Panel Individual Output Status LEDs	
<b>Battery Charging</b>	Maximum charge current 1.0 amp Independent built-in charger for sealed lead acid or gel type batteries   Microprocessor dual rate charging of 12 or 24 V battery sets Automatic switchover to standby battery when AC fails   Zero voltage drop when switched over to battery backup	
<b>Regulatory Compliance</b>	UL294 / UL603 / ULC S318 / ULC S319 / CSA C22.2 #107.1 / CSA 22.2 #60950 / FCC / CE	
<b>BTU Rating</b>	RC75 33 BTU/Hr   RC75B, 33 BTU/Hr   RC75/75, 66 BTU/Hr   RC75/150, 99 BTU/Hr	
<b>Physical Dimensions</b>	2U rack mount (19.00"W x 3.5"H x 14"D)   Weight 19 lbs.	



Model No.	Power	OUTPUTS		
		Bulk	Control	Auxiliary
RC75-C8	6A/12 or 3A/24	2	8	
RC75-C8D8	6A/12 or 3A/24	2	8	8
RC75-C16	6A/12 or 3A/24	2	16	

### Dual Voltage Model No.

RC75B-C8	2A/12 and 2A/24	2	8	
RC75B-C16	2A/12 and 2A/24	2	16	
RC75/75-C16	<b>PS1</b> 6A/12, 3A/24 <b>PS2</b> 6A/12, 3A/24	4	16	
RC75/150-C16	<b>PS1</b> 6A/12, 3A/24 <b>PS2</b> 12A/12, 6A/24	4	16	

\*For 230VAC operation add 'E' suffix to the model number ie RC75/E, RC75B-8/E  
 For Class II power limited outputs add P after output number, ie RC75B-8P  
 For remote monitoring and control see RCN and RS series datasheets

**FAULT DETECTION AND REPORTING**

**DETECTED FAULT CONDITIONS**

**AC Power**

- AC loss, AC low, Master AC power switch

**DC Power and System**

- Abnormal or loss of power supply operation
- Over current, over temperature condition
- DC output high, low
- Battery Presence, Earth Ground (user optional)
- Reversed battery condition, blown fuse or loss of output voltage on selected accessory boards (detected on the power supply)

**POWER DISTRIBUTION**

**CONTROL OUTPUTS**

8 or 16 access control trip inputs

8 or 16 individually protected lock control outputs, fused at 3A per output

Each input may be programmed to respond to:

- Application of voltage between 9 and 33VDC
- Removal of voltage between 9 and 33VDC
- Normally open dry contact transition
- Normally closed dry contact transition

**POWER DISTRIBUTION - continued**

Each output may be programmed for the following modes:

- Voltage output from power supply one
- Voltage output from power supply two
- Fail-safe, Fail-secure
- Fire alarm over ride for egress lock control

**Visual Indicators**

- DC Presence: Green LED per output
- Fault Condition: Yellow LED per 8 output bank

Removable terminals: accepts #12 to #24 AWG

**DISTRIBUTED OUTPUTS (RC150B-C8D8 ONLY)**

Eight individually protected auxiliary outputs, fused at 3A per output

- Each output may be programmed for either voltage in dual voltage systems

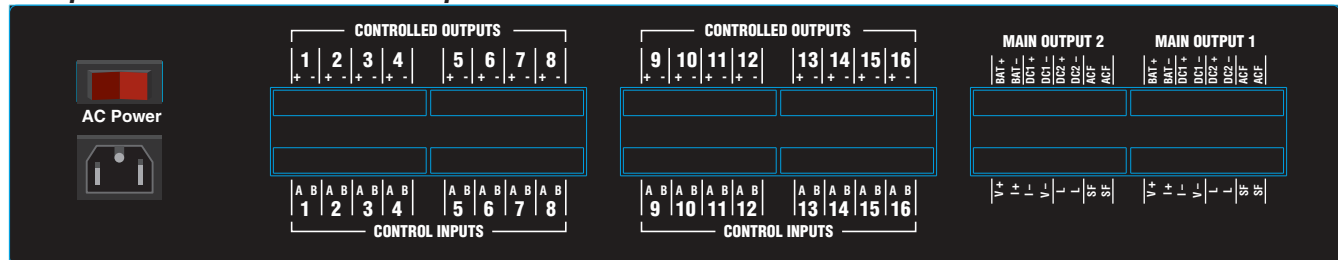
**Visual Indicators**

- DC Presence: Green LED per output

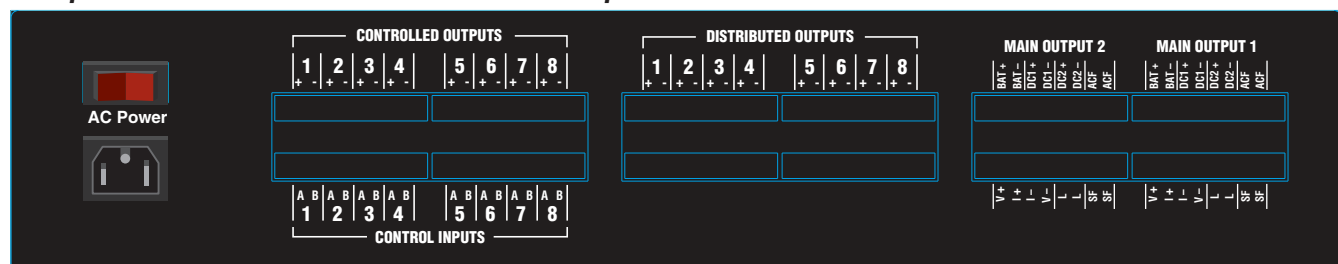
Removable terminals: accepts #12 to #24 AWG

**RC**

rear panel for 8 or 16 control outputs



rear panel for 8 control and 8 distributed outputs



[lifesafetypower.com](http://lifesafetypower.com)

(888) 577-2898  
info1@lifesafetypower.com

Specifications subject to change without notice.

© 2022 LifeSafety Power. All rights reserved. LifeSafety Power, ISCAN and FlexPower are registered trademarks of LifeSafety Power. All other trademarks and copyrights are the property of their respective owners.

P01-860A 07/22

**LifeSafety Power**  
10027 S. 51st Street, Suite 102  
Phoenix, AZ 85044 USA