

Overview

FLEXPOWER ISCAN RS SERIES is a networked 12/24VDC single or dual voltage, rack mount power system with multiple managed outputs designed specifically for the access control, security, CCTV and mass notification segments of the life safety industry. Network reporting capabilities include: operational fault status; power supply output; battery charging voltage; battery charging current; and fire alarm input status. In addition to automated and scheduled status reports, diagnostic servicing and battery load tests can be performed remotely, saving the cost in on-site servicing. *Models ending in "/>*

Multiple output options provide simple power distribution for auxiliary equipment power and controlled power distribution for lock and signaling control. Output options include eight or 16 controlled, or eight controlled and eight distributed outputs, each fused at 3A and individually protected against electrical surges on external wiring caused by lightning or electrical transients. Controlled outputs feature optoisolated inputs for independent control of each output by means of voltage application, open collector, or normally open/ normally closed contact transfer.

Models

*Single Voltage: **RS150** 12 or 24VDC selectable

Dual Voltage: **RS150B** factory preset to 24 and 12VDC

*Factory default setting on all FPO power supplies is 12VDC

Factory default Input voltage setting for models ending in "/>

All dual voltage models allow each output to be individually set for 12 or 24VDC

Rackmount Features

- 120VAC input or user select 230VAC supports data center electrical systems
- Each input and output has dedicated two terminal pair
- Direct power supply output terminals for flexibility
- High capacity battery charging | Independent charging circuit
- Automotive fuses for improved ease of service
- Removable faceplate for serviceability

Comprehensive fault detection and reporting

- Form C contact transfer for AC Loss or brownout
- Form C contact transfer for abnormal system operation

Fire Alarm Interface

- Latching or Non-latching | Remote reset capability
- Normally Open, Normally Closed, Voltage, or Polarity Reversal Activation

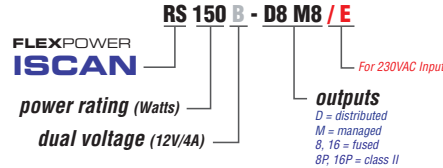
Lifetime Warranty

Specifications

Input Power	Input 120/230 VAC 50/60 Hz Thermal overload protection / Short circuit protection	<i>Models with "/> </i>
Output Power	RS150 150 Watts: maximum of 12 amps at 12 VDC or 6 amps at 24 VDC (factory default setting is 12VDC) RS150B 150 Watts: maximum of 4 amps at 12 VDC and 4 amps at 24 VDC (factory default to 24 & 12VDC)	
Output Distribution	Eight or sixteen lock outputs, fused at 3A each <ul style="list-style-type: none"> - Individually selectable Mag Lock/Strike (Fail-Safe, Fail-Secure) solid state fuse protected outputs Eight auxiliary outputs fused at 3A each - available on RS150-D8M8 or RS150B-D8M8 models only <ul style="list-style-type: none"> - Individually selectable outputs on dual voltage systems 	
Supervision	AC input, DC1, and DC2 output Low battery and battery presence supervision (form C contacts) AC fail supervision (form C contacts) System Fault AC Fault, Ground Fault, Reverse Battery	
External Indicators	AC on master on/off switch Front Panel Individual Output Status LEDs	
Battery Charging	Maximum charge current 2.0 amp Independent built-in charger for sealed lead acid or gel type batteries Microprocessor dual rate charging of 12 or 24 V battery sets Automatic switchover to standby battery when AC fails Zero voltage drop when switched over to battery backup	
Regulatory Compliance	UL294 / UL603 / ULC S318 / ULC S319 / CSA C22.2 #107.1 / CSA 22.2 #60950 / FCC / CE	
BTU Rating	RS150 / RS150B 66 BTU/Hr	
Physical Dimensions	2U rack mount (19.00"W x 3.5"H x 14"D) Weight 19 lbs.	



Network System



OUTPUTS

Model No.	Voltage	Power	OUTPUTS		
			Bulk	Managed	Auxiliary
RS150-M8	Single 12 or 24	12A/12 or 6A/24	2	8	
RS150-D8M8	Single 12 or 24	12A/12 or 6A/24	2	8	8
RS150-M16	Single 12 or 24	12A/12 or 6A/24	2	16	

RS150B-M8	Dual 12 & 24	4A/12 & 4A/24	2	8	
RS150B-D8M8	Dual 12 & 24	4A/12 & 4A/24	2	8	8
RS150B-M16	Dual 12 & 24	4A/12 & 4A/24	2	16	

For 230VAC operation add "/>

For Class II power limited outputs add P after output number, ie RS150-M8PN

Network Features

- Monitor and report system integrity, battery health and individual output condition
- Remote diagnostic servicing of host power supply(s) and battery set
- Monitoring of DC output voltage/current, AC status
- Battery status and system standby time integrity
- Conduct remote battery load tests to test standby time
- Internal and external temperatures
- Power cycle individual outputs to reset devices
- Time / date stamp log reports on last 1000 events
- Email or SNMP Notification V1,2,3 (get, set, trap)
- Cybersecurity features

FAULT DETECTION AND REPORTING

DETECTED FAULT CONDITIONS

AC Power

- AC loss, AC low, Master AC power switch

DC Power and System

- Abnormal or loss of power supply operation
- Over current, over temperature condition
- DC output high, low
- Battery Presence, Earth Ground (user optional)
- Reversed battery condition, blown fuse or loss of output voltage on selected accessory boards (detected on the power supply)

POWER DISTRIBUTION

M8 / M16 MANAGED OUTPUTS

8 or 16 access control trip inputs

8 or 16 individually protected lock control outputs, fused at 3A per output

Each input may be programmed to respond to:

- Application of voltage between 9 and 33VDC
- Removal of voltage between 9 and 33VDC
- Normally open dry contact transition
- Normally closed dry contact transition
- Activation or deactivation through software

POWER DISTRIBUTION - continued

Each output may be programmed for the following modes:

- Voltage output from power supply one
- Voltage output from power supply two
- Fail-safe, Fail-secure
- Fire alarm over ride for egress lock control
- AC loss over ride for egress lock control
- Trigger points based on voltage or current values to send an alert via email or SNMP

Visual Indicators

- DC Presence: Green LED per output
- Fault Condition: Yellow LED per 8 output bank

Removable terminals: accepts #12 to #24 AWG

DISTRIBUTED OUTPUTS (RS150-D8M8 and RS150B-D8M8)

Eight individually protected auxiliary outputs, fused at 3A per output

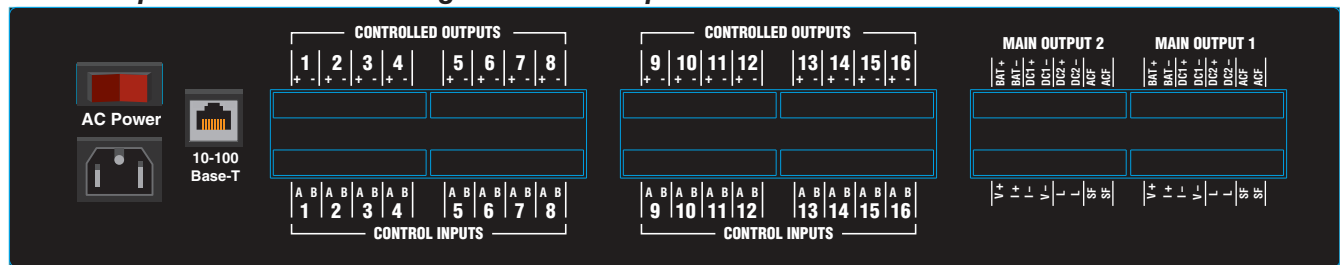
- Each output may be programmed for either voltage in dual voltage systems

Visual Indicators

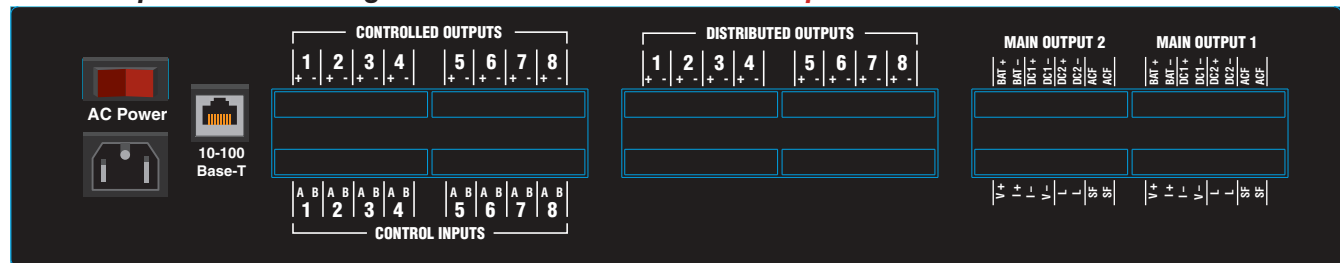
- DC Presence: Green LED per output

Removable terminals: accepts #12 to #24 AWG

RS - rear panel for 8 or 16 managed control outputs



RS - rear panel for 8 managed control and 8 distributed outputs



lifesafetypower.com

(888) 577-2898
info1@lifesafetypower.com

Specifications subject to change without notice.

© 2022 LifeSafety Power. All rights reserved. LifeSafety Power, ISCAN and FlexPower are registered trademarks of LifeSafety Power. All other trademarks and copyrights are the property of their respective owners.

P01-600A 07/22

LifeSafety Power
10027 S. 51st Street, Suite 102
Phoenix, AZ 85044 USA