

Overview

These ProWire Unified Power wall mount models are single and dual voltage access power systems, precision wired for HID controllers. ProWire enables the specification and installation of **standardized access power equipment** across an enterprise for uniform operation, maintenance and servicing.

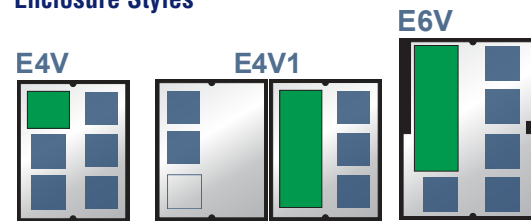
The C8 or M8 control modules each provide eight access control inputs capable of voltage or dry contact activation, and eight outputs programmable for failsafe / failsecure operation at either 12 or 24 VDC and controlled by the power supply fire alarm interface. The D8 module provides eight auxiliary outputs. In dual voltage systems, each output is configurable for 12 or 24VDC operation.

ProWire Unified Power enclosures are painted steel with removable backplate, lock, keys and and tamper switch and come 100% factory tested – ready for final panel installation and field wire termination.

Product Features

- ♦ Guarantees uniform installations across an enterprise
- ♦ Pre-installed wire harness for panel power, lock control, faults and tamper switch
- ♦ Point to point wiring; labeled, color coded, twisted pair, shielded communication
- ♦ Tie wrap or wire duct cable management options
- ♦ Managed systems monitor power, batteries and sixteen outputs
- ♦ UL294, ULC S319 listing

Enclosure Styles



Model Nomenclature

Power Supplies

FP0150-B100

Power rating
FP0150 4A/24V 100W lock power
B100 4A/12V 50W system power

Accessory Boards & Enclosure


C8 2D8P E6V

Enclosure
 Accessory qty
 Accessories
 C8, D8P, M8

Wiring Option

P8-A

P Panduit 8DR
 T Tie Wrap 8DR
 A V1000 / V100
 B all V100's



*Base Model Number	Tie Wrap Wiring		Panduit Wiring		System Type	Distributed Outputs Auxiliary and Control	Enclosure / Cable Mgmt H x W x D (inches)
	T8-A	T8-B	P8-A	P8-B			

Dual voltage - 4A/12V and 4A/24V

FP0150-B100 C82D8E4V1 /	T8-A	T8-B			Standard	8 auxiliary, 8 lock control	E4V1 24 x 20 x 6.5 Tie Wrap
FP0150-B100 2D8M8NL4E4V1 /	T8-A	T8-B			Networked	8 auxiliary, 8 managed	
FP0150-B100 C82D8E6V /	T8-A	T8-B	P8-A	P8-B	Standard	8 auxiliary, 8 lock control	E6V 30 x 23 x 6.5 Tie Wrap / Panduit
FP0150-B100 2D8M8NL4E6V /	T8-A	T8-B	P8-A	P8-B	Networked	8 auxiliary, 8 managed	

Single voltage - 12A/12V (6A/24V)

FP0150 - C82D8E4V /	T8-A	T8-B			Standard	8 auxiliary, 8 lock control	E4V 24 x 20 x 6.5 Tie Wrap
FP0150 - 2D8M8NL4E4V /	T8-A	T8-B			Networked	8 auxiliary, 8 managed	
FP0150 - C82D8E6V /	T8-A	T8-B	P8-A	P8-B	Standard	8 auxiliary, 8 lock control	E6V 30 x 23 x 6.5 Tie Wrap / Panduit
FP0150 - 2D8M8NL4E6V /	T8-A	T8-B	P8-A	P8-B	Networked	8 auxiliary, 8 managed	


*Complete model number requires base and wiring suffix, i.e., FP0150-B100C82D8E6V / P8-A

System Specifications


Power Supplies	FP0150	Power supply board 150W, 4A/24V
	B100	Secondard voltage module, 4A/12V class 2 power limited Input 120/230VAC 50/60Hz 170 Watts (1.42A) Overload and short circuit protection Over temperature protection Polarized AC power supply disconnect
Battery Charging		Independent built-in charger for sealed lead-acid or gel type batteries Microprocessor dual rate charging of 12 or 24V battery sets Automatic switchover to standby battery when AC fails Zero voltage drop when switched over to battery backup
Supervision		AC Fault (form "C" contacts) System Fault (form "C" contacts) System Fault conditions: Low or no battery short to earth ground power supply failure
Distribution Modules	D8 (X2)	8 auxiliary outputs, fused at 3A per output (second D8 dedicated power to HID controllers)
	C8	8 relay lock control outputs, fused at 3A per output
	M8	8 relay managed outputs, fused at 3A per output
Network Management	NL4	Four port module. Monitors and reports power supply status. Tests and reports battery health status.
	M8	Monitors eight (8) individual outputs. Remote reset each output. Set window thresholds for voltage & current.
Enclosures	E4V	Size: 24.00H x 20.00W x 6.50D in. (61.00 x 50.00 x 16.50 cm) Weight: 28 lbs.
	E4V1	Size: 24.00H x 20.00W x 6.50D in. (61.00 x 50.00 x 16.50 cm) Weight: 28 lbs.
	E6V	Size: 30.00H x 23.00W x 6.50D in. (76.20 x 58.12 x 16.50 cm) Weight: 47 lbs.
Wiring Suffix	T8-A P8-A	T = Tie Wrap P = Panduit 8 = Door count A = V1000 / V100
	T8-B P8-B	T = Tie Wrap P = Panduit 8 = Door count B = All V100's
Regulatory Compliance	UL / ULC	UL294, ULC S319
	CSA / FCC	CSA C22.2 #107.1 FCC Part 15, CSFM

Board Locations / Wiring Examples


E4V



E6V



E4V1



LifeSafety Power
 10027 S. 51st Street, Suite 102
 Phoenix, AZ 85044 USA
 PH 888-577-2898
 info@lifesafetypower.com
 P01-1013A 07/22

LifeSafety Power warrants to the original purchaser only that all products will be free from defects in material or workmanship at time of shipment. This warranty is non-transferable. Our obligation under this warranty is limited to repair or replacement, at the sole discretion of LifeSafety Power, of products that are defective in material or workmanship at the time of shipment provided they were used within the specified ratings and installed in accordance with accepted engineering practices. Products in the Unified Wired Systems Classification will be wired to the LifeSafety Power description of operation unless otherwise stated. At the time of installation it is the obligation of the purchaser or final installer to verify that all wired terminations provide the desired operation. In no event shall LifeSafety Power be responsible for any special, incidental or consequential damages even if LifeSafety Power has been advised of the possibility of such damages. Customer hereby agrees to indemnify LifeSafety Power for and hold LifeSafety Power harmless from and against any and all loss, cost or expense (including reasonable attorneys' fees) directly or indirectly related to any claim with respect to Unified Wired™ systems classification products except to the extent any such claim shall result from the gross negligence or willful misconduct of LifeSafety Power.