

GEMINI

Overview

The RGS75/150 Series is a 225W integrated 2U rackmount power system that incorporates system power, lock power and various combinations of Software House controllers.

RGS enclosures provide mounting for one ISTAR ULTRA or ULTRA SE ACM controller and multiple LifeSafety Power FlexPower® devices in an access control system capable of controlling eight doors as a standalone or multiple doors when interconnected. LSP power modules are provided based on RGS model number and SWH controllers are provided by the integrator based on the job requirements.

With dual voltage operation (12 and 24V DC) available options include: power distribution or control, individual output protection by either fuses or class 2 power limiting, and buffered lock control. Each output is protected against electrical surges caused by lightning or transients on the external wiring (SurgeShield™) and each control output is individually selectable for available DC voltages, and either failsafe or failsecure operation with fire alarm interface.

Optional network reporting capabilities include: operational fault status; power supply output; battery charging voltage; battery charging current; and fire alarm input status. In addition to automated and scheduled status reports, diagnostic servicing and battery load tests can be performed remotely, saving or reducing the cost of on-site servicing.

The unit is intended for mounting within a standard four post EIA 19 inch electronics rack with a maximum depth of 36 inches.

Rackmount Features

- Integrated access system with lock and system power distribution
- Compartmentalized architecture for maximum reliability
- Rack drawer slide assembly simplifies controller wiring and maintenance
- Comprehensive wire management with tie down points and articulating bracket
- 120 or 230V AC user selectable input supports data center electrical systems

Configuration Options

- 12 and 24VDC dual voltage options cover all access functions
- Power distribution for either direct (D8) buffered (C8) or managed (M8)
- Individual output selection for failsafe, failsecure, lock voltage and fire alarm interface
- High capacity battery charge capability
- Automotive fuses for ease of service and replaceability
- Easy door expansion with multiple Gemini drawers
- Available companion battery housing for rackmount use (part number RBE)

Network Monitoring

- Monitor/alert power supply, battery operation and faults
- Remote test battery run time, low battery and time to service alert
- Monitor/power cycle individual outputs (M8N model)
- Monitor alert external room temperature

Fire Alarm Interface

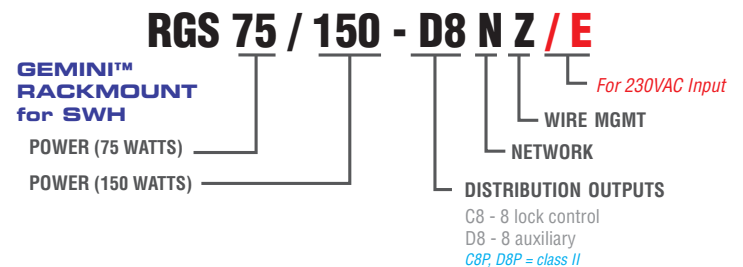
- Latching or Non-latching | Remote reset capability
- Normally Open, Normally Closed
- Voltage or Polarity Reversal Activation

Comprehensive fault detection and reporting

- May be connected into access controller or used standalone
- Form C contact transfer for AC Loss or brownout
- Form C contact transfer for abnormal system operation

Agency Listings

- UL, CUL, CE, BIS, NOM, RCM
- **Lifetime Warranty**



Ordering

Model No.	Network	Voltage	Current	Internal Distribution			
				Bulk	Auxiliary	Control	Managed
RGS75/150-D8Z		12V and 24V	6A and 6A	2	8		
RGS75/150-C8Z				2		8	
RGS75/150-D8NZ	Yes			2	8		
RGS-XZ	Rackdrawer only						

FPO75 and FPO150 PS voltage - factory set to 12VDC

Dual voltage - outputs can be individually set for 12V or 24VDC

Networking - monitors power supply, battery set and relay control outputs

For Class II power limiting add "P" to accessory module in model number, ie C8P, D8P, M8P


For CE 230VAC option, add "/ E" suffix to model number, i.e RGS75/150-C8Z/E




Specifications

Input Power	Input 120/230 VAC 50/60 Hz 253 Watts Thermal overload protection / Short circuit protection
Output Power	FPO75: 12V/6A or 24V/3A 75 Watts FPO150: 12V/12A or 24V/6A 150 Watts
Internal Power Distribution	D8/D8P eight auxiliary outputs: D8 fused at 3A/ea, D8P Class II Power limited at 2.5A/ea C8/C8P eight control outputs: C8 fused at 3A/ea, C8P Class II Power limited at 2.5A/ea – Individually selectable outputs on dual voltage systems
Supervision	AC input, DC1, and DC2 output Low battery and battery presence supervision (form C contacts) AC fail supervision (form C contacts) System Fault, AC Fault, Ground Fault, Reverse Battery
External Indicators	AC on master on/off switch
Battery Charging	Maximum charge current 2.0 amp Maximum battery capacity 80Ah Independent built-in charger for sealed lead acid or gel type batteries Microprocessor dual rate charging of 12 or 24 V battery sets Automatic switchover to standby battery when AC fails Zero voltage drop when switched over to battery backup
Regulatory Compliance	UL294 6th Edition, UL603, UL1076, ULC S318, ULC S319, CE
Access Panel Mounting	Slot for mounting either one (1) iSTAR ULTRA or SE ACM or up to four (4) I/O boards
Efficiency BTU Rating	System Efficiency: 87% System BTU Rating: 99 BTU/Hr
Physical Dimensions	2U rack mount (19.00"W x 3.50"H x 20.50"D) with wire management articulating arm Weight 27 lbs.

Drawer layout example of 8 door 8 aux outputs



Drawer layout example of 8 door 8 control outputs



INTERNAL POWER DISTRIBUTION options

D8 - DISTRIBUTED POWER TO ACCESS CONTROLLER

Eight individually protected power outputs

- D8 Fused at 3A per output
- D8P Class 2 power limited at 2.5A per output

Visual Indicators

- DC Presence: Green LED per output

Removable terminals

- Accepts #12 to #24 AWG

C8 - CONTROL OUTPUTS FOR LOCKS

8 access control trip inputs

8 individually protected lock control outputs

- C8 Fused at 3A per output
- C8P Class 2 power limited at 2.5A per output

Each input may be programmed to respond to:

- Application of voltage between 9 and 33VDC
- Removal of voltage between 9 and 33VDC
- Normally open dry contact transition
- Normally closed dry contact transition

Each output may be programmed for the following modes:

- Voltage output from power supply one
- Voltage output from power supply two
- Fail-safe, Fail-secure
- Fire alarm over ride for egress lock control

Visual Indicators

- DC Presence: Green LED per output
- Fault Condition: Yellow fault LED

Removable terminals

- Accepts #12 to #24 AWG

FAULT DETECTION AND REPORTING

DETECTED FAULT CONDITIONS (ALL MODELS)

AC Power

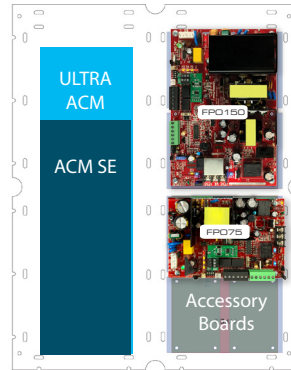
- AC loss, AC low, Master AC power switch

DC Power and System

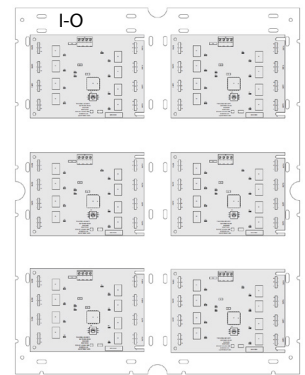
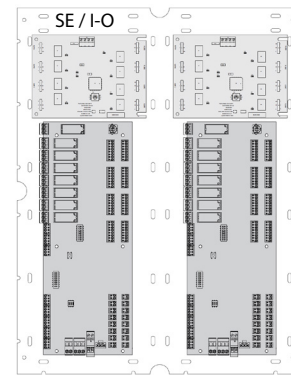
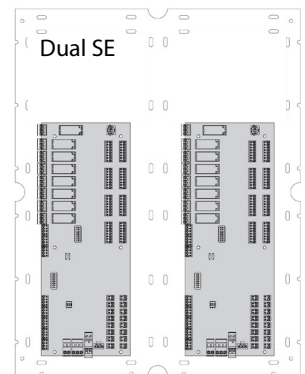
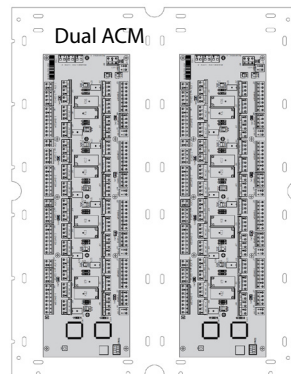
- Abnormal or loss of power supply operation
- Over current, over temperature condition
- DC output high, low
- Battery Presence, Earth Ground (user optional)
- Reversed battery condition, blown fuse or loss of output voltage on selected accessory boards (detected on the power supply)

VERSATILE CONFIGURATION OPTIONS

75/150W Ultra ACM / SE ACM pattern



ISTAR CONTROLLER PATTERNS



Order model number **RGS-XZ** for bare drawer and backplate


WIRE MANAGEMENT

Wire tie points

- Drawer tie down points for access wiring
- Back chassis tie down points secures wire bundle

Cable management articulating arm

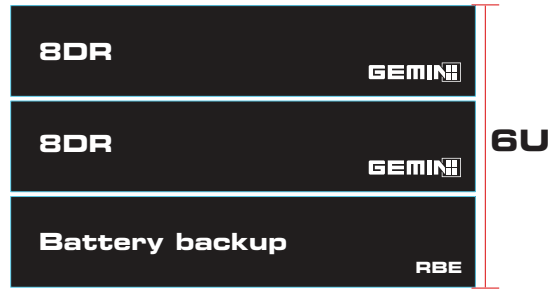
- Bracket with tie wrap points secures access wiring into drawer



EXPANSION | BATTERY BACK-UP

8-16 Doors

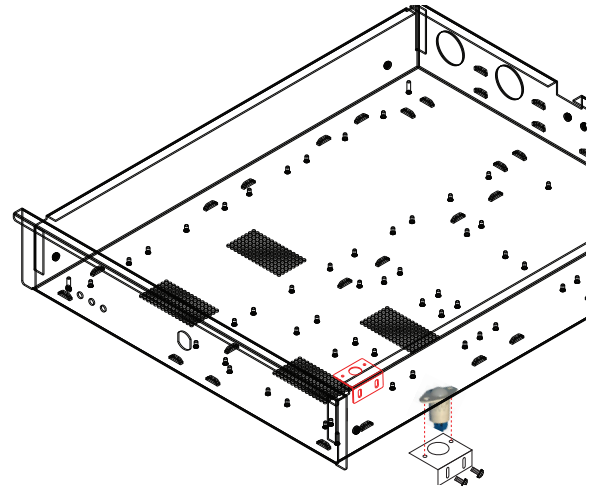
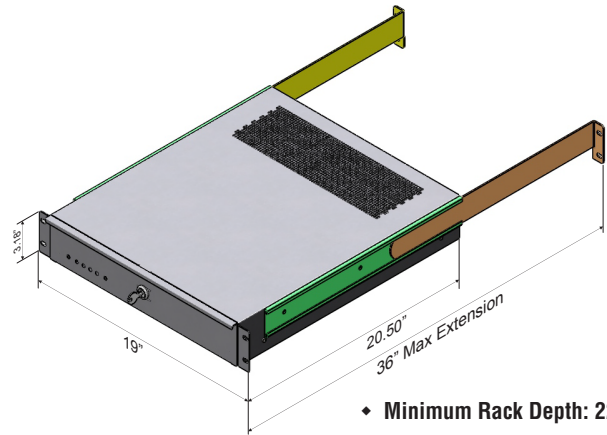
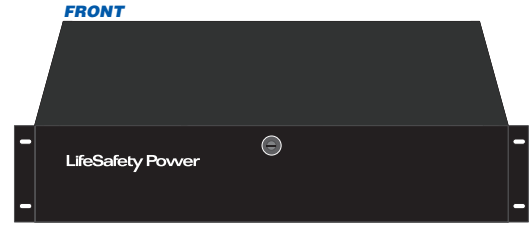
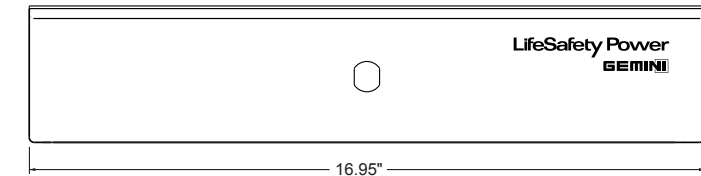

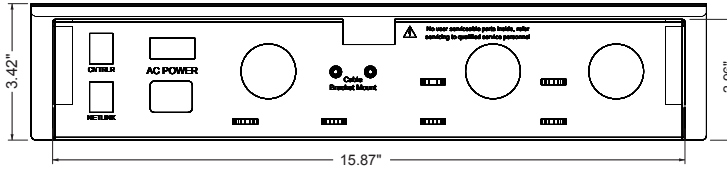
- Stack multiple Gemini rack mounts for higher door counts
- Add RBE battery enclosure for battery back up



16 door w/ battery back up (SWH GCM rack separate)

Mechanical

2U rack mount 19.00"W x 3.50"H x 20.50"D
Weight 27 lbs.



Included Tamper Switch

lifesafetypower.com

(888) 577-2898

info@lifesafetypower.com

Specifications subject to change without notice.

© 2022 LifeSafety Power. All rights reserved.

LifeSafety Power and FlexPower are registered trademarks of LifeSafety Power.

SWH is a registered trademark of SWH.

P01-949A 07/22

LifeSafety Power

10027 S. 51st Street, Suite 102
Phoenix, AZ 85044 USA