

Overview

DMP Unified Power Systems combine FlexPower® power modules alongside DMP 734/734N Wiegand Interface Modules in one compact and secure UL Listed solution.

The FPO Power Supply / Battery Charger provides two power outputs user selectable for 12 or 24 VDC. One output provides continuous output power for system use, the second is resettable output power, activated when the fire alarm disconnect is initiated.

For access or lock power, two D8 modules provide sixteen fused outputs rated at 3A per output, each individually programmable for constant output or FAI disconnect.

DMP access enclosures are painted steel with nine removable DMP controller backplates and include lock, two (2) keys and tamper switch.

System Features

- ◆ **FPO offline power supply**
 - 120 or 230 VAC input
 - 12 and 24 VDC outputs
 - On board Fire Alarm Interface
 - Continuous and resettable DC
- ◆ **Distributed output module**
 - Sixteen auxiliary - fused at 3A each
- ◆ **Lifetime Warranty**

Enclosure Features

- ◆ **Labor saving design**
 - Pre-wired power section
 - Pre-punched knockouts
 - Preinstalled brackets hold eighteen DMP modules
 - Flexible backplate mounting locations
 - Access panels mount on threaded studs - no drilling required
- ◆ **Additional benefits**
 - Wire management room
 - 6.5" enclosure depth fits battery set
 - Tamper switch, lock, dual key set standard
 - Mounting hardware for access boards included



Ordering

FPO250-2D8E4-9DM2

Description

250W (12V or 24V) 16 aux outputs, holds 18 Modules



Specifications


Input Power	Input 120/230 VAC 50/60 Hz 282 Watts (2.35A) Overload and short circuit protection Over temperature protection Polarized AC power supply disconnect
Output Power	FPO250: 12V/20A or 24V/10A 250 Watts Outputs: Continuous (DC1) Resettable (DC2) 16 auxiliary outputs, fused at 3A each 120 mV output voltage ripple System Efficiency: 87% System BTU Rating: 66 BTU/Hr
Battery Charging	Independent built-in 2A charger for sealed lead acid or gel type batteries Microprocessor dual rate charging of 12 or 24 V battery sets Automatic switchover to standby battery when AC fails Zero voltage drop when switched over to battery backup
Supervision	AC Fail (form "C" contacts) System fail (form "C" contacts) may be triggered by low/no battery, short to earth ground and power supply failure
Visual Indicators	AC input, DC1 and DC2 output System fault AC fault Short to earth ground Reverse battery polarity Fire Alarm Input activated D8: DC output
Regulatory Compliance	UL294, UL603, UL1076, ULC S318, ULC S319
Mercury/LSP	CSA C22.2 #107.1, CSA 22.2 #60950
Joint Listing	CSFM / FCC Part 15, Subpart B CE
Enclosure Dimensions	Size: 24.00H x 20.00W x 6.50D in. (61.00 x 50.00 x 16.50 cm) Weight: 25 lbs.
Access Panel Mounting	Pre-installed brackets mount two (2) DMP modules per bracket

E4 DMP Mounting Guide


DMP	Modules per bracket	Brackets per Enclosure	Total Modules
734/734N	2	9	18

Enclosure Features

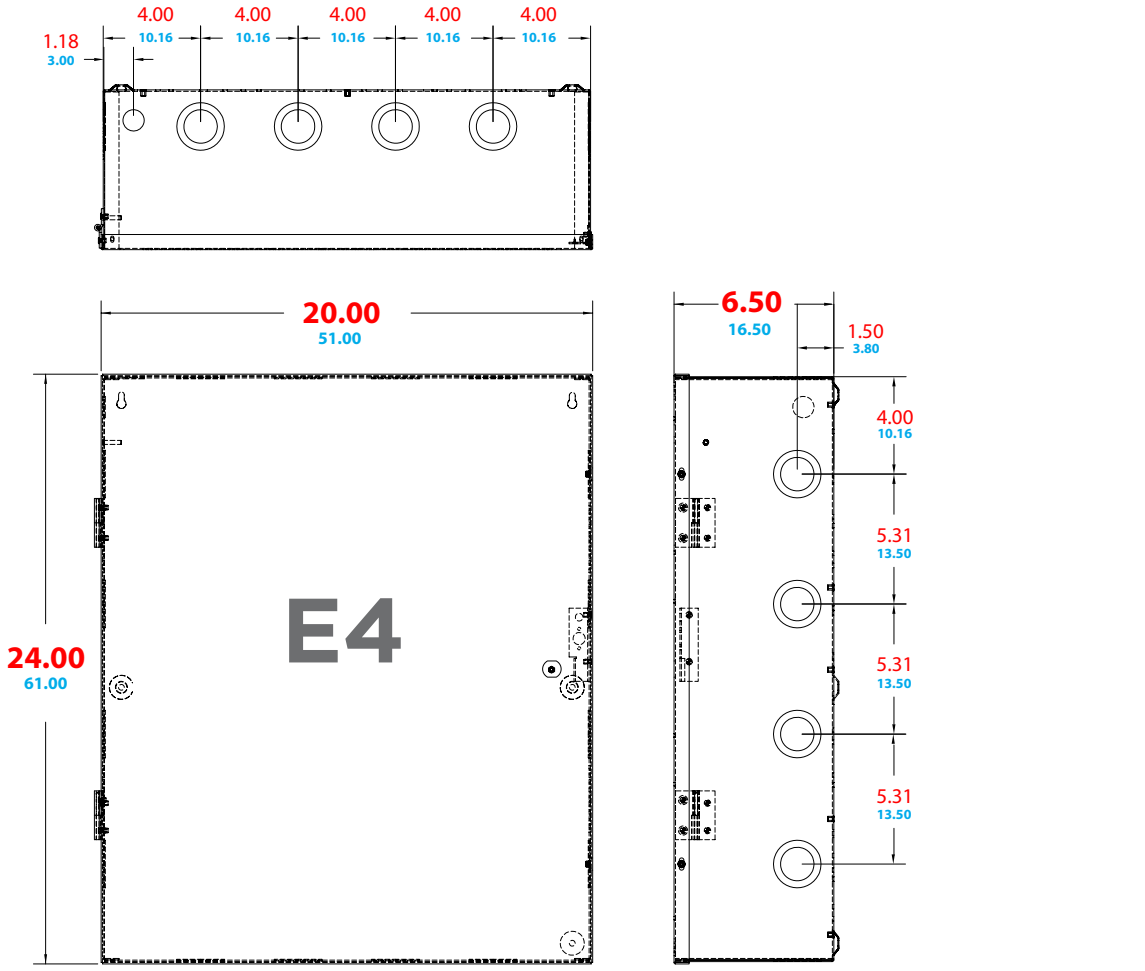
- ◆ **Custom DMP Backplate**
 - LSP power modules pre-wired along left side
 - Nine brackets - mount eighteen (18) DMP controllers
- ◆ **Mechanical**
 - 6.5" cabinet depth
 - Removable door with "fast disconnect" ground strap
 - Multiple knockouts all four sides
 - Network module mounting holes for field upgrade



Each DMP bracket mounts two 734 controllers



Enclosure Dimensions (H x W x D) 24.00" x 20.00" x 6.50" (61 x 51 x 16.5 cm)



LifeSafetyPower.com

(888) 577-2898
info@lifesafetypower.com

Specifications subject to change without notice.

© 2022 LifeSafety Power. All rights reserved. LifeSafety Power and FlexPower are registered trademarks of LifeSafety Power. This literature is for guidance only. It does not constitute recommendations, representation, or advice, nor is it part of any contract. Our policy is one of continuous product improvement, and the right is reserved to modify the specifications contained herein without notice.

P01-939A 06/22

LifeSafety Power
10027 S. 51st Street, Suite 102
Phoenix, AZ 85044 USA

