

Overview

MCLASS™ Unified Power Systems combine FlexPower® power modules alongside Mercury Security™ access hardware in one compact and secure UL Listed solution.

This unit is a 12V and 24V DC dual voltage managed access power system.

Six M8 lock control modules provide forty eight access control inputs capable of voltage or dry contact activation, and forty eight outputs programmable for failsafe / failsecure operation at either 12 or 24 VDC and controlled by the integrated fire alarm interface circuit on the FPO.


MCLASS enclosures are painted steel with removable backplate and include lock, two (2) keys and tamper switch.

System Features

- ♦ **FPO offline power supply**
 - 120 or 230 VAC input
 - 12 and 24 VDC outputs
 - On board Fire Alarm Interface
 - Continuous and resettable DC
- ♦ **Distributed outputs**
 - Forty eight managed control - class 2 at 2.5A each
- ♦ **Remote Monitoring & Control**
 - Live voltage / current reporting
 - Remote battery load testing
 - Output power cycling and abnormal operation alert
 - System / AC fault reporting
- ♦ **Lifetime Warranty**

Enclosure Features

- ♦ **Labor saving design**
 - Pre-wired power section
 - Pre-punched knockouts
 - Removeable backplate simplifies installs
 - Pre-defined hole pattern for power section
 - Access panels mount on threaded studs - no drilling required
- ♦ **Additional benefits**
 - Wire management room
 - Double doors with three point lock
 - 8" enclosure depth fits battery set
 - Tamper switch, dual key set standard
 - Mounting hardware for access boards included



Ordering

Description

FP0250/250-6M8PNLXE12M	500W (12V & 24V) 48 class 2 managed outputs, networked
FP0250/250-6M8NLXE12M	500W (12V & 24V) 48 fused managed outputs, networked

For models preset to 230VIN, add "E" to the end of the model number.

Ex: FP0250/250-6M8NLXE12M/E

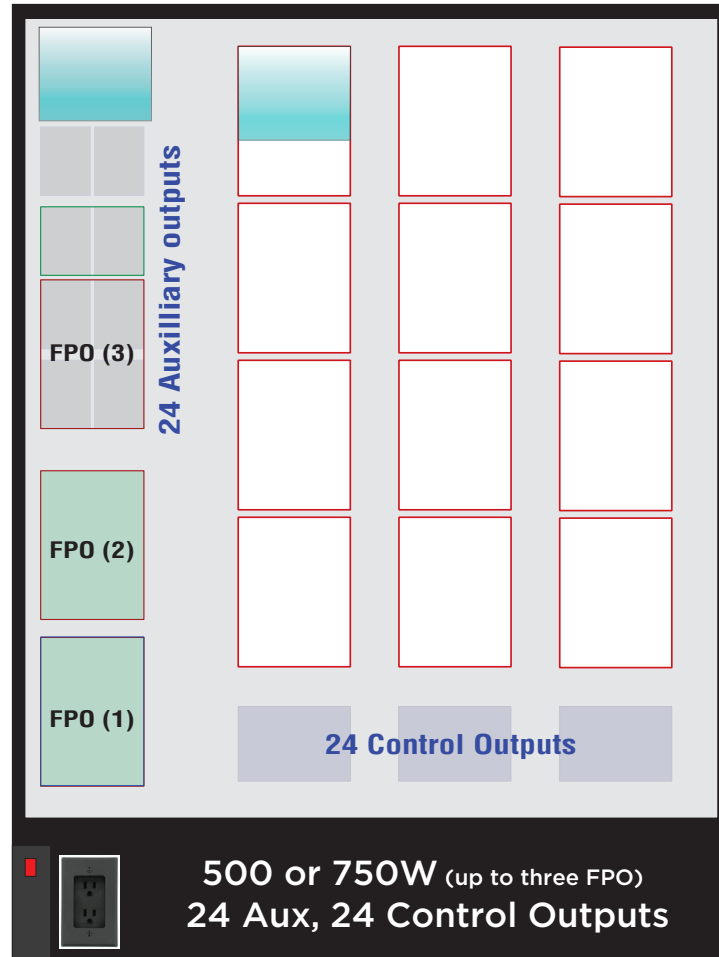
Specifications

Input Power	Input 120/230 VAC 50/60 Hz 600 Watts Overload and short circuit protection Over temperature protection Polarized AC power supply disconnect
Output Power	FP0250 X 2 : 12V/20A or 24V/10A 250 Watts Each Outputs: Continuous (DC1) Resettable (DC2) 48 managed outputs, fused at 3A each 120 mV output voltage ripple System Efficiency: 87% System BTU Rating: 218 BTU/H
Battery Charging	Independent built-in 2A charger for sealed lead acid or gel type batteries Microprocessor dual rate charging of 12 or 24 V battery sets Charges up to 80Ah battery sets within UL limit Automatic switchover to standby battery when AC fails Zero voltage drop when switched over to battery backup
Supervision	AC Fail (form "C" contacts) System Fault (form "C" contacts) may be triggered by low/no battery, short to earth ground, power supply failure or blown fuse
Visual Indicators	AC input, DC1 and DC2 output System fault / AC fault Short to earth ground Reverse battery polarity Fire Alarm Input activated M8: DC input, output and fault
Regulatory Compliance	UL294, UL603, UL1076, ULC S318, ULC S319
Mercury/LSP	CSA C22.2 #107.1, CSA 22.2 #60950
Joint Listing	FCC Part 15, Subpart B CE
Enclosure Dimensions	Size: 48.00H x 36.00W x 8.00D in. (122.00 x 91.00 x 20.30 cm) Weight: 120 lbs.
Access Panel Mounting	LP1502, LP4502, LP2500, MR50, MR52, MR16, LNL-500, 1100, 1200, 1320, 2000, 2220, 3300



E12M Mercury Mounting Guide

Mercury	Slots	Area
MR52 / LPxx	12	6 x 8
MR16in / MR16out	12	6 x 8
LP2500 / MUX8	13	6 x 5



Enclosure Features

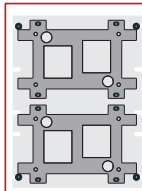
- ♦ **Custom Backplate**
 - Light weight aluminum with AC and battery slots to protect cables
 - LSP pre-wired power modules reduce installation time
 - Vertical Mercury pattern for maximum design flexibility
 - Wide wire management channels for panduit or tie wrap
- ♦ **E12 Enclosure**
 - Protected AC cover with on/off circuit breaker for maintenance safety and AC outlet for service equipment or lighting
 - Pre-drilled mounting holes for field upgrades
 - 8" cabinet depth accommodates large battery sets
 - Removable double doors with "fast disconnect" ground straps and three point locking mechanism
 - Multiple knockouts all four sides

LP1502
MR52
MR16

12 Slots

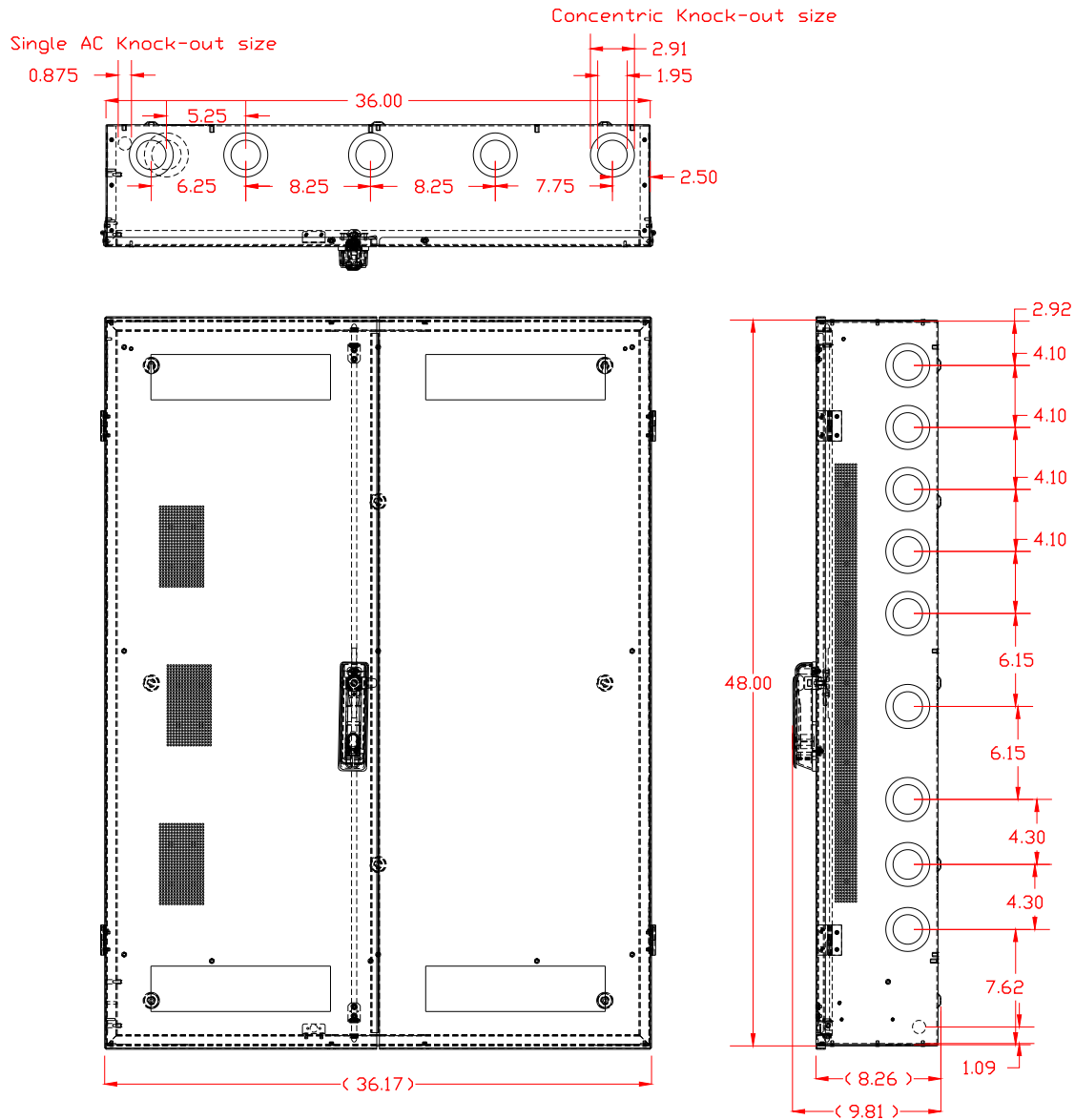
LP2500

Dedicated left corner

 (2) LP1501 can be mounted in a MR52 slot using **EPLT-1M** expansion bracket

E12 Enclosure Dimensions (H x W x D)

48.00" x 36.00" x 8.00" (122 x 91 x 20.3 cm)



LifeSafetyPower.com

(888) 577-2898
info1@lifesafetypower.com

Specifications subject to change without notice.

© 2022 LifeSafety Power. All rights reserved. LifeSafety Power and FlexPower are registered trademarks of LifeSafety Power. This literature is for guidance only. It does not constitute recommendations, representation, or advice, nor is it part of any contract. Our policy is one of continuous product improvement, and the right is reserved to modify the specifications contained herein without notice.

P01-1065A 07/22

LifeSafety Power

10027 S. 51st Street, Suite 102
Phoenix, AZ 85044 USA

